


Home Learning Week 3 - Year 3 – Miss Lungu

Literacy

- **Writing** - Setting description- Use the picture on the right. Imagine you are the boy hiding behind the tree. Use the five senses (smell, taste, touch, hear and see) to describe the setting. Don't forget to use capital letters, full stops, commas and paragraphs. **Challenge** - use similes in your writing. **Keep a copy of these; I would love to read them when we are back in school.**
- **Spellings and handwriting** - Choose 10 different spellings from your home learning pack to learn. On the sheet, copy the word out three times in your best handwriting. On the back of your sheet challenge yourself and write a sentence for each word!
- **Reading** – Use Active Learn to read the books that have been set for you. 4 or 5 pages are enough to read a day. Retell the story so far to an adult or older sibling. Remember to complete the quizzes once you complete a book.



Numeracy

- **Times tables-** Practice your times tables using the songs we enjoyed singing and dancing along to in class.
3 - <https://www.youtube.com/watch?v=dzVyBQ5uTbo>
4- <https://www.bbc.co.uk/teach/super movers/ks1-maths-the-4-times-table-with-cyril-the-swan/zmsw382>
6- <https://www.bbc.co.uk/teach/super movers/ks2-maths-the-6-times-table-with-fred-the-red/zrq3xyc>
8- <https://www.bbc.co.uk/teach/super movers/ks2-maths-the-8-times-table-with-filbert-fox/z4mrhbk>
<https://www.topmarks.co.uk/maths-games/hit-the-button>

If you feel that you are confident with these times tables, use Times **Tables Rock Stars** to practice your **7,9,11 and 12s**.

- **Calculations - Subtraction-** You will need a partner for this. You will choose a 2 digit number. For example 34. Your partner will also choose their own 2 digit number. Your task is to subtract those two numbers using column subtraction. Remember to set the numbers out in the correct place value. When subtracting, the biggest number goes on top. Use a calculator to check your answers. If you have forgotten the steps to column subtraction – this video will remind you.
https://www.youtube.com/watch?v=Buyage_L5-Y
Challenge! The same activity but with 3 digit numbers.

- **Fractions- Subtracting fractions.**

<http://www.snappymaths.com/counting/fractions/interactive/subfracsdint/subfracsdint.htm>

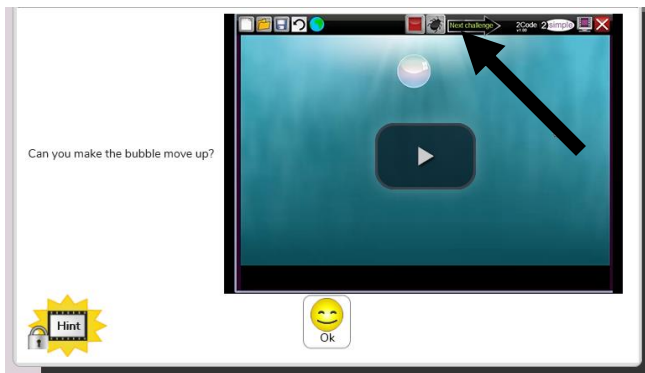
Remember – when subtracting fractions that have the same denominator (bottom number), the denominator stays the same. You just subtract the numerators (top numbers). For example $\frac{3}{4} - \frac{1}{4} = \frac{2}{4}$


Computing

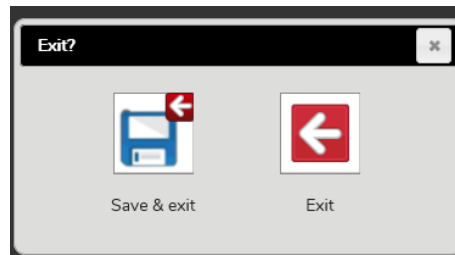
Air Traffic Control – this task has been set for you. You can find it on your 2Dos tab on the top after you log in.



Follow the instructions on the video and make sure you watch the full video carefully. Once you have completed each individual task, a 'next challenge' arrow will pop up at the top. Click this and it will take you to the tutorial video for the next video.



After you complete all the tasks, click on the  on the top right corner. This will give you an option to save & exit or exit. Please save and exit and leave me a message to let me know how you get on.



PE

Under the Home Learning tab, there will be a 'Physical Activity Programme' link. On this link, you will find a variety of activities provided by West Lancashire Sports Partnership for your child to try.

Missing you all lots!
Miss Lungu 😊